












42 200m Individual Medley Men Final

Official

Total

Rank	Competitor	Age	Club	RT	PTS	Result
1	Lewis Clareburt	26	Club 37	0.70		1:54.77 Entry: 1:58.89 -4.12
	25m: 11.27 50m: 24.89 (13.62) 75m: 39.86 (14.97) 100m: 53.89 (14.03) 125m: 1:10.58 (16.69) 150m: 1:27.59 (17.01) 175m: 1:41.84 (14.25) 200m: 1:54.77 (12.93)					
2	Kevin Zhang	18	Roskill Swimming Club	0.66		1:58.88 Entry: 1:59.77 -0.89
	25m: 11.96 50m: 26.14 (14.18) 75m: 41.60 (15.46) 100m: 56.32 (14.72) 125m: 1:12.79 (16.47) 150m: 1:30.09 (17.30) 175m: 1:44.88 (14.79) 200m: 1:58.88 (14.00)					
3	Os... Kreutzberge...	18	Swimming New South Wales Aus	0.69		2:00.69 Entry: 2:01.39 -0.70
	25m: 11.86 50m: 25.77 (13.91) 75m: 41.88 (16.11) 100m: 57.30 (15.42) 125m: 1:14.38 (17.08) 150m: 1:31.79 (17.41) 175m: 1:46.68 (14.89) 200m: 2:00.69 (14.01)					
4	Daniel Williams (V)	19	PADE Supersharkz Malaysia	0.69		2:02.37 Entry: 2:02.62 -0.25
	25m: 12.36 50m: 27.17 (14.81) 75m: 42.98 (15.81) 100m: 57.73 (14.75) 125m: 1:15.00 (17.27) 150m: 1:32.84 (17.84) 175m: 1:48.16 (15.32) 200m: 2:02.37 (14.21)					
5	Daniel Kregting	17	Roskill Swimming Club	0.64		2:03.25 Entry: 2:03.53 -0.28
	25m: 11.61 50m: 25.69 (14.08) 75m: 41.40 (15.71) 100m: 56.37 (14.97) 125m: 1:15.37 (19.00) 150m: 1:34.35 (18.98) 175m: 1:49.37 (15.02) 200m: 2:03.25 (13.88)					
6	Nemanja Markovic	17	North Shore Swimming Club	0.63		2:04.03 Entry: 2:04.58 -0.55
	25m: 11.78 50m: 26.20 (14.42) 75m: 42.19 (15.99) 100m: 58.40 (16.21) 125m: 1:16.00 (17.60) 150m: 1:34.86 (18.86) 175m: 1:49.97 (15.11) 200m: 2:04.03 (14.06)					
7	Luojingxi Chen	16	Nga Tai Tuatea a Taraika Swimm	0.65		2:05.79 Entry: 2:05.94 -0.15
	25m: 11.94 50m: 26.29 (14.35) 75m: 41.59 (15.30) 100m: 56.34 (14.75) 125m: 1:14.52 (18.18) 150m: 1:34.19 (19.67) 175m: 1:50.54 (16.35) 200m: 2:05.79 (15.25)					
8	Liam Rees	18	Kiwi ASC	0.72		2:06.53 Entry: 2:05.58 +0.95
	25m: 12.07 50m: 26.98 (14.91) 75m: 43.20 (16.22) 100m: 58.46 (15.26) 125m: 1:17.18 (18.72) 150m: 1:36.00 (18.82) 175m: 1:52.25 (16.25) 200m: 2:06.53 (14.28)					
9	Nico Solodi	19	Jasi Swim Club	0.62		2:08.13 Entry: 2:07.36 +0.77
	25m: 12.16 50m: 27.14 (14.98) 75m: 43.53 (16.39) 100m: 59.68 (16.15) 125m: 1:18.64 (18.96) 150m: 1:37.41 (18.77) 175m: 1:53.70 (16.29) 200m: 2:08.13 (14.43)					
10	Declan Broadfoot	15	Pirates Swim Team	0.65		2:10.96 Entry: 2:08.50 +2.46
	25m: 12.41 50m: 27.35 (14.94) 75m: 43.31 (15.96) 100m: 58.86 (15.55) 125m: 1:18.34 (19.48) 150m: 1:39.14 (20.80) 175m: 1:55.44 (16.30) 200m: 2:10.96 (15.52)					
11	Harrison Biddell (V)	20	South Australia	0.67		2:01.73 Entry: 2:02.72 -0.99
	25m: 12.25 50m: 27.02 (14.77) 75m: 43.74 (16.72) 100m: 59.15 (15.41) 125m: 1:16.16 (17.01) 150m: 1:33.07 (16.91) 175m: 1:48.01 (14.94) 200m: 2:01.73 (13.72)					
12	Callum Thomas (V)	21	Swimming New South Wales Aus	0.69		2:01.81 Entry: 2:02.84 -1.03
	25m: 12.52 50m: 27.37 (14.85) 75m: 43.18 (15.81) 100m: 59.00 (15.82) 125m: 1:15.72 (16.72) 150m: 1:33.24 (17.52) 175m: 1:48.34 (15.10) 200m: 2:01.81 (13.47)					
13	Hunter Lloyd	17	Raumati Swimming Club	0.68		2:06.35 Entry: 2:09.01 -2.66
	25m: 12.01 50m: 26.89 (14.88) 75m: 43.09 (16.20) 100m: 58.79 (15.70) 125m: 1:17.44 (18.65) 150m: 1:36.59 (19.15) 175m: 1:52.24 (15.65) 200m: 2:06.35 (14.11)					
14	Nicholas Cowen	18	North Shore Swimming Club	0.66		2:06.83 Entry: 2:09.38 -2.55
	25m: 12.93 50m: 28.11 (15.18) 75m: 44.58 (16.47) 100m: 1:00.50 (15.92) 125m: 1:17.81 (17.31) 150m: 1:35.82 (18.01) 175m: 1:52.01 (16.19) 200m: 2:06.83 (14.82)					
15	Jack Love	19	Blenheim Swimming Club	0.73		2:09.52 Entry: 2:10.60 -1.08
	25m: 12.54 50m: 27.48 (14.94) 75m: 43.60 (16.12) 100m: 58.79 (15.19) 125m: 1:18.51 (19.72) 150m: 1:38.67 (20.16) 175m: 1:54.74 (16.07) 200m: 2:09.52 (14.78)					
16	Zack Pask	17	Liz van Welie Aquatics	0.74		2:09.69 Entry: 2:10.09 -0.40
	25m: 13.44 50m: 29.22 (15.78) 75m: 46.30 (17.08) 100m: 1:02.15 (15.85) 125m: 1:20.30 (18.15) 150m: 1:39.24 (18.94) 175m: 1:55.37 (16.13) 200m: 2:09.69 (14.32)					
17	John Park	17	St Paul's Swimming Club	0.66		2:10.41 Entry: 2:11.34 -0.93
	25m: 12.51 50m: 28.16 (15.65) 75m: 44.67 (16.51) 100m: 1:01.23 (16.56) 125m: 1:19.67 (18.44) 150m: 1:38.78 (19.11) 175m: 1:55.55 (16.77) 200m: 2:10.41 (14.86)					

18	 Dieter Buissonne	22	 North Shore Swimming Club	0.71	2:11.33 Entry: 2:09.17	+2.16
	25m: 12.59 50m: 27.94 (15.35) 75m: 45.66 (17.72) 100m: 1:02.16 (16.50) 125m: 1:21.27 (19.11) 150m: 1:40.78 (19.51) 175m: 1:56.57 (15.79) 200m: 2:11.33 (14.76)					
19	 Flynn Beattie	17	 Mt Maunganui Swimming Club	0.72	2:11.35 Entry: 2:11.28	+0.07
	25m: 12.27 50m: 27.74 (15.47) 75m: 44.44 (16.70) 100m: 1:00.72 (16.28) 125m: 1:19.91 (19.19) 150m: 1:40.15 (20.24) 175m: 1:56.41 (16.26) 200m: 2:11.35 (14.94)					
20	 Roman Anderson	16	 Tawa Swimming Club	0.68	2:14.93 Entry: 2:10.61	+4.32
	25m: 12.77 50m: 29.18 (16.41) 75m: 48.79 (19.61) 100m: 1:06.58 (17.79) 125m: 1:22.97 (16.39) 150m: 1:39.98 (17.01) 175m: 1:58.06 (18.08) 200m: 2:14.93 (16.87)					
21	 Jett Cotter (V)	17	 Nepean Swim Club NSW	0.62	2:04.73 Entry: 2:06.31	-1.58
	25m: 12.39 50m: 27.20 (14.81) 75m: 43.12 (15.92) 100m: 58.48 (15.36) 125m: 1:16.31 (17.83) 150m: 1:34.45 (18.14) 175m: 1:50.38 (15.93) 200m: 2:04.73 (14.35)					
22	 Oscar Dingwall (V)	16	 South Australia	0.69	2:04.74 Entry: 2:03.83	+0.91
	25m: 11.81 50m: 26.30 (14.49) 75m: 43.07 (16.77) 100m: 58.60 (15.53) 125m: 1:16.19 (17.59) 150m: 1:34.34 (18.15) 175m: 1:50.47 (16.13) 200m: 2:04.74 (14.27)					
23	 Vinc... Downs-Ho...	26	 Club 37	0.67	2:10.29 Entry: 2:11.91	-1.62
	25m: 12.83 50m: 28.73 (15.90) 75m: 46.25 (17.52) 100m: 1:02.38 (16.13) 125m: 1:21.28 (18.90) 150m: 1:40.28 (19.00) 175m: 1:55.93 (15.65) 200m: 2:10.29 (14.36)					
24	 Josiah Joyce	16	 St Paul's Swimming Club	0.60	2:12.08 Entry: 2:12.06	+0.02
	25m: 12.93 50m: 28.40 (15.47) 75m: 45.33 (16.93) 100m: 1:01.34 (16.01) 125m: 1:20.59 (19.25) 150m: 1:40.29 (19.70) 175m: 1:56.81 (16.52) 200m: 2:12.08 (15.27)					
25	 Samuel Asmeta	17	 Howick Pakuranga	0.72	2:12.15 Entry: 2:12.53	-0.38
	25m: 12.71 50m: 28.26 (15.55) 75m: 45.03 (16.77) 100m: 1:01.22 (16.19) 125m: 1:21.01 (19.79) 150m: 1:40.84 (19.83) 175m: 1:57.28 (16.44) 200m: 2:12.15 (14.87)					
26	 Lachlan Bibby-Fox	18	 North Shore Swimming Club	0.77	2:12.39 Entry: 2:12.84	-0.45
	25m: 13.35 50m: 29.67 (16.32) 75m: 47.28 (17.61) 100m: 1:03.37 (16.09) 125m: 1:21.81 (18.44) 150m: 1:40.44 (18.63) 175m: 1:57.24 (16.80) 200m: 2:12.39 (15.15)					
27	 Elwin Bao	17	 North Shore Swimming Club	0.69	2:12.42 Entry: 2:14.56	-2.14
	25m: 12.82 50m: 28.35 (15.53) 75m: 45.68 (17.33) 100m: 1:02.69 (17.01) 125m: 1:21.24 (18.55) 150m: 1:40.40 (19.16) 175m: 1:56.95 (16.55) 200m: 2:12.42 (15.47)					
28	 Caleb Yin	15	 Mt Eden Swimming	0.70	2:13.38 Entry: 2:11.94	+1.44
	25m: 12.66 50m: 28.17 (15.51) 75m: 46.45 (18.28) 100m: 1:05.05 (18.60) 125m: 1:22.68 (17.63) 150m: 1:40.94 (18.26) 175m: 1:57.36 (16.42) 200m: 2:13.38 (16.02)					
29	 Henry Wang	14	 North Shore Swimming Club	0.69	2:14.99 Entry: 2:14.13	+0.86
	25m: 12.82 50m: 28.12 (15.30) 75m: 45.07 (16.95) 100m: 1:02.73 (17.66) 125m: 1:22.68 (19.95) 150m: 1:43.56 (20.88) 175m: 2:00.41 (16.85) 200m: 2:14.99 (14.58)					
30	 William Callow	14	 Aquagym Swimming Club	0.81	2:15.11 Entry: 2:14.63	+0.48
	25m: 13.78 50m: 29.65 (15.87) 75m: 46.66 (17.01) 100m: 1:02.87 (16.21) 125m: 1:22.79 (19.92) 150m: 1:43.59 (20.80) 175m: 2:00.03 (16.44) 200m: 2:15.11 (15.08)					